



ಬೃಹತ್ ಬೆಂಗಳೂರು ಮಹಾನಗರ ಪಾಲಿಕೆ  
Bruhat Bengaluru Mahanagara Palike



# BBMP COVID-19 WAR ROOM 21.03.2023

BBMP / COVID-19 WAR ROOM / BULLETIN – 1093/ 21.03.2023 / #BBMPfightsCOVID19



# OVERVIEW OF COVID-19 IN BENGALURU

**CASE TRENDS** ACTIVE CASES **427**

<u>Confirmed Cases</u>	<u>Recovered Cases</u>	<u>Death Cases</u>
<b>71</b> 18,79,286 <sup>#</sup>	<b>38</b> 18,61,865 <sup>#</sup>	<b>0</b> 16,994 <sup>#</sup>

**HOSPITALIZATION** **68**

<u>ICU – V</u>	<u>ICU</u>	<u>HDU</u>	<u>General</u>
<b>1</b>	<b>12</b>	<b>4</b>	<b>51</b>

INCLUDES GOVT. QUOTA AND PRIVATE WALK-IN HOSPITALIZATION

**VACCINATION** **62** 2,06,96,950<sup>#</sup>

<u>First Dose</u>	<u>Second Dose</u>	<u>Precaution Dose</u>
<b>16</b> 96,89,438 <sup>#</sup>	<b>13</b> 95,11,168 <sup>#</sup>	<b>33</b> 14,96,344 <sup>#</sup>

**TRIAGING**

**MTU**  
**5**

**Tele Triage**  
**63**

**ACTIVE CZs**

**0**

**MCZs (< 5 cases)**  
**0**

**Clusters (> 5 cases)**  
**0**

**TESTING** **759** 3,21,98,473<sup>#</sup>

<u>RAT</u>	<u>RTPCR</u>
<b>105</b>	<b>654</b>

**Positivity :8.32%**  
\*FOR LAST 7 DAYS

# : indicates cumulative numbers till date



# ABSTRACT OF COVID-19 SCENARIO IN BENGALURU



	MALE			FEMALE			TRANSGENDER			TOTAL		
	Last 24 Hours	Last 7 Days	Cumulative	Last 24 Hours	Last 7 Days	Cumulative	Last 24 Hours	Last 7 Days	Cumulative	Last 24 Hours	Last 7 Days	Cumulative
<b>Positive Cases</b>	39	213	11,08,019	32	210	7,71,071	0	0	196	71	423	18,79,286
<b>Recovered Cases</b>	18	171	10,95,466	20	161	7,65,269	0	0	187	38	332	18,61,865
<b>Death Cases</b>	0	1	10,764	0	0	6,226	0	0	4	0	1	16,994
<b>Total Tests Done</b>	<b>In Last 24 hrs. : 759</b>			<b>In last 7 days : 5,084</b>			<b>Cumulative : 3,21,98,473</b>					
<b>Vaccine Doses Administered</b>	<b>In Last 24 hrs. : 62</b>			<b>In last 7 days : 449</b>			<b>Cumulative : 2,06,96,950</b>					
<b>ACTIVE CASES</b>									<b>427</b>			

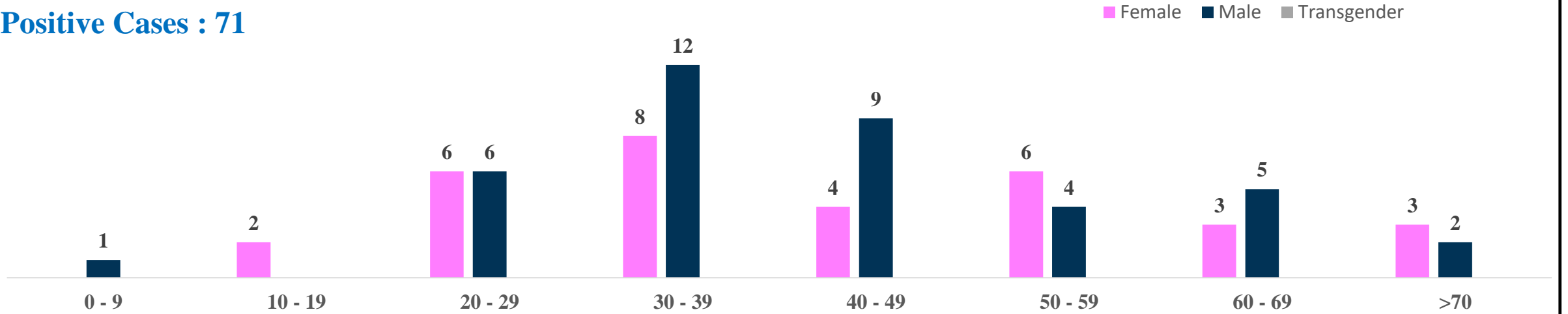
\*Covid deaths occurred today : 00 | Covid deaths occurred beyond last 24hrs., reported today : 00



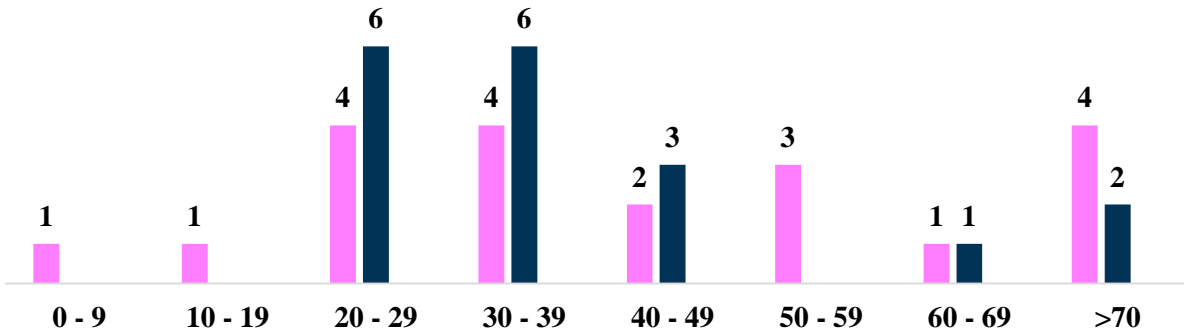
# LAST 24 HOURS AGE GROUP AND GENDER WISE DISTRIBUTION



## Positive Cases : 71



## Recovered Cases : 38



## Death Cases : 0

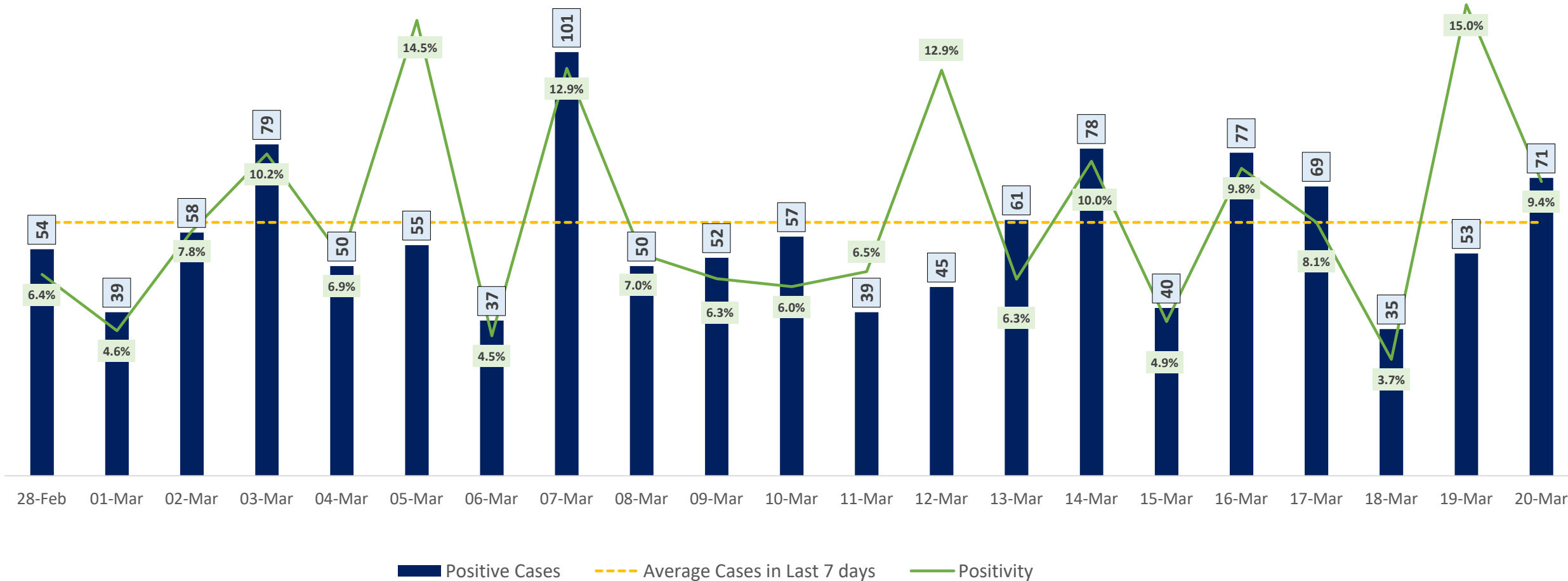




# POSITIVITY RATE OF BENGALURU – LAST 21 DAYS



Average Cases in Last 7 days : 60

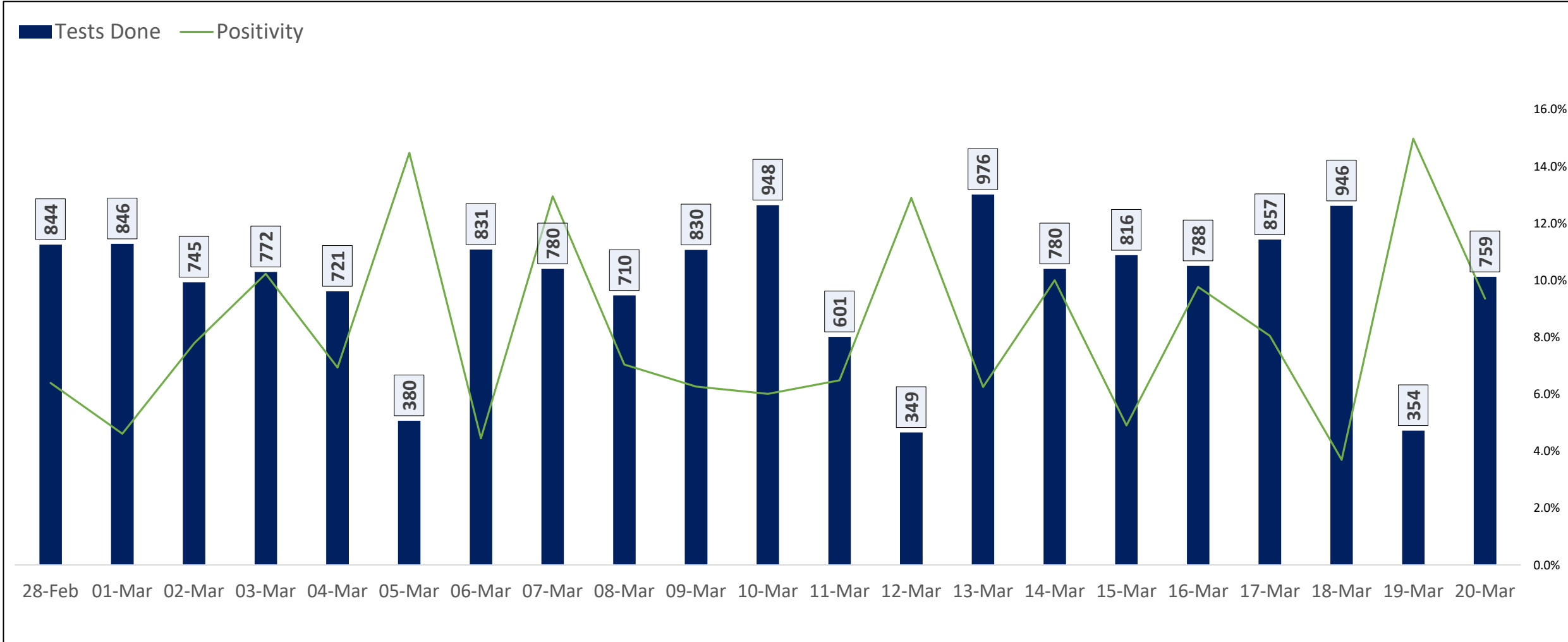




# TESTING TRENDS IN BENGALURU

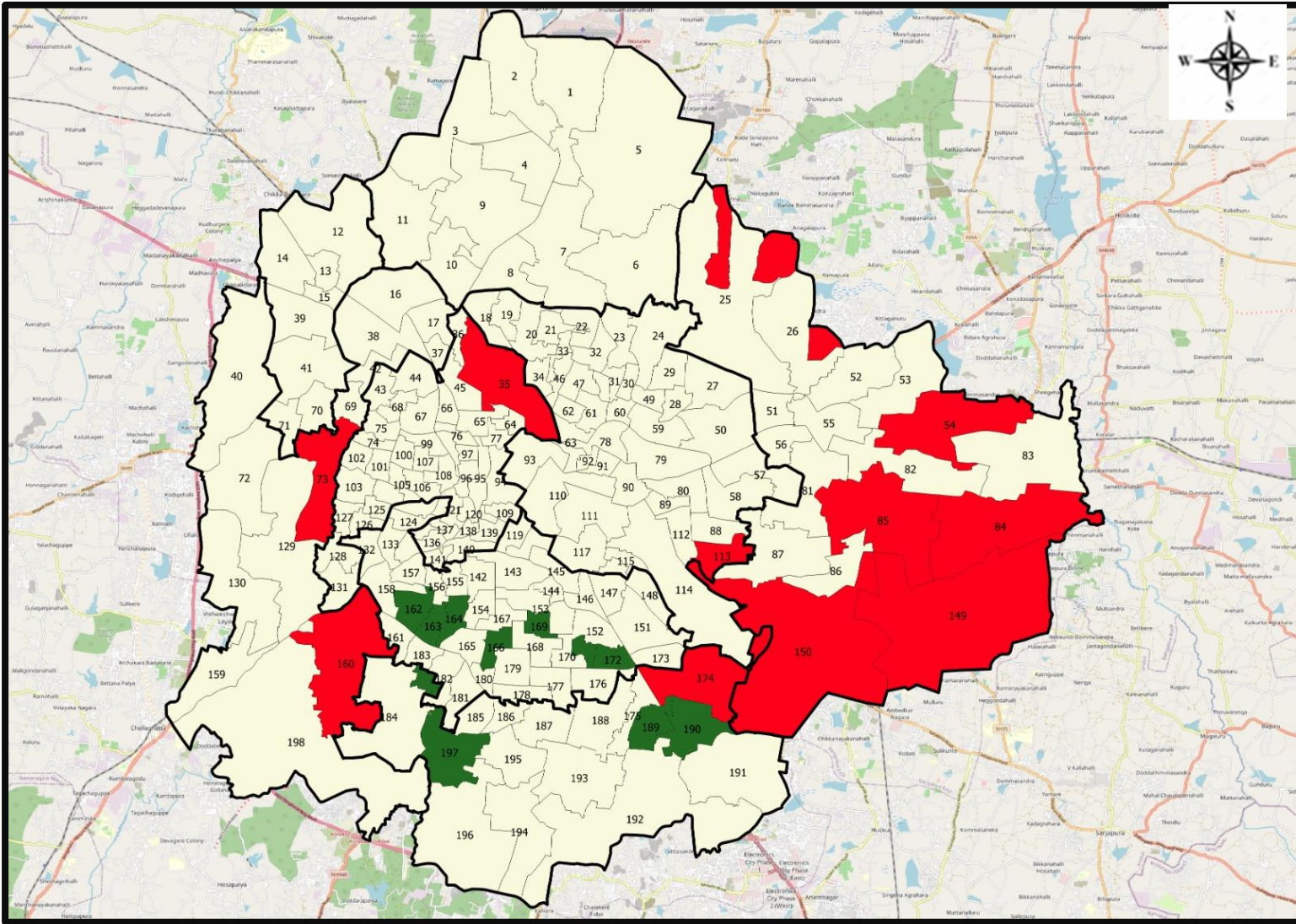


Total Test Conducted Till Date	Test Conducted Last 24 hours	Last 7 Days Average
3,21,98,473	759	726





# BENGALURU URBAN MAP SHOWING TREND OF POSITIVE CASES IN LAST 7 DAYS



### Top 10 wards reporting highest number of positive cases in last 10 days

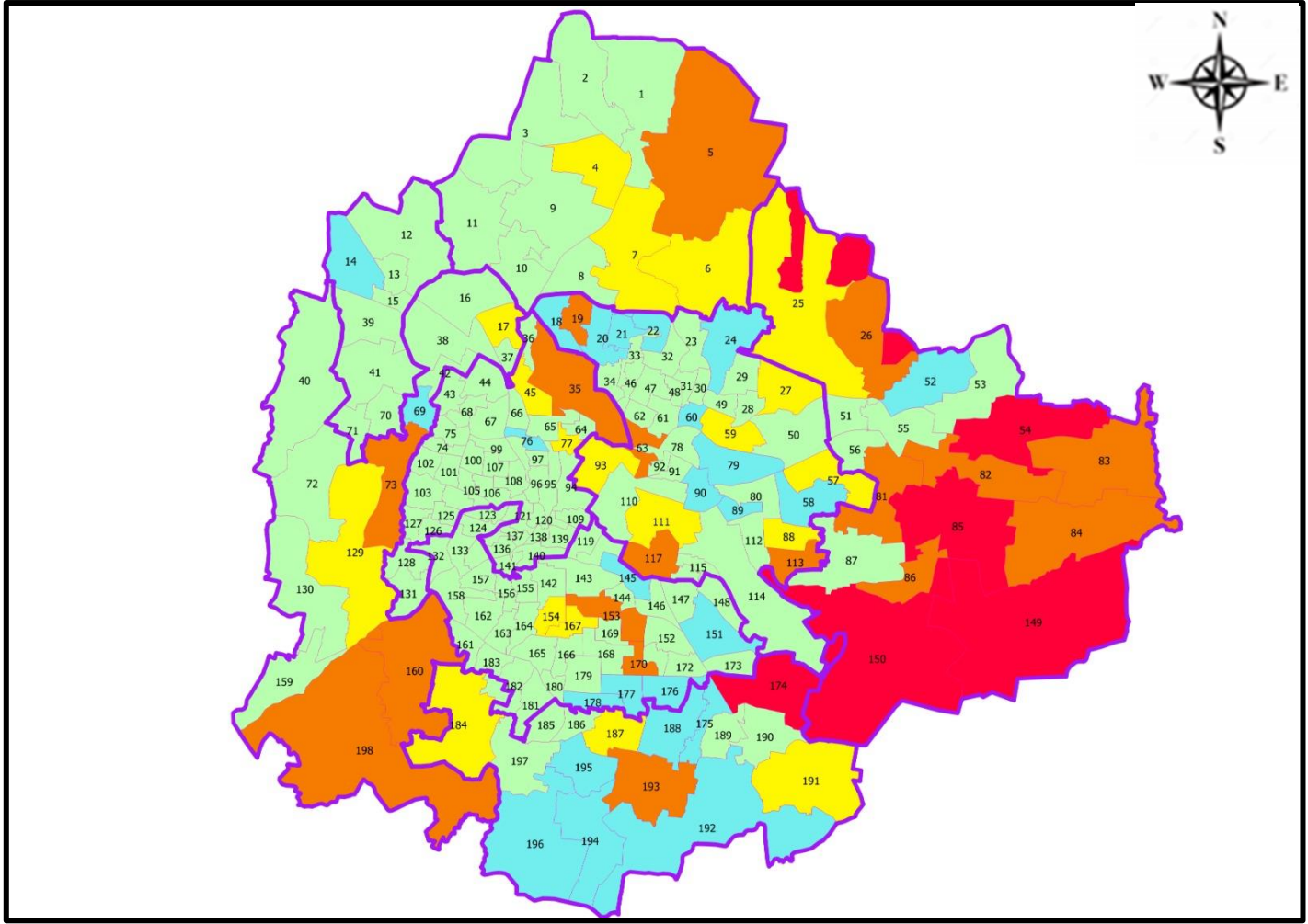
Ward No.	Ward Name	Daily Cases Average
150	Bellanduru	4
174	HSR Layout	4
85	Dodda Nekkundi	2
149	Varthuru	2
54	Hudi	2
84	Hagadur	2
160	Rajarajeshwari Nagar	2
35	Aramane Nagar	2
113	Konena Agrahara	2
73	Kottegepalya	1







### Top 10 wards reporting least number of positive cases in last 7 days

Ward No.	Ward Name	Daily Cases Average
197	Vasanthpura	0
190	Mangammanapalya	0
189	Hongasandra	0
172	Madivala	0
171	Gurappanapalya	0
169	Byrasandra	0
166	Karisandra	0
164	Vidyapeeta Ward	0
163	Katriguppe	0
162	Girinagara	0



# BENGALURU MAP SHOWING INTENSITY OF POSITIVE CASES IN LAST 7 DAYS



-  **Level 1 : 0 to 1 Cases**
-  **Level 2 : 1 to 3 Cases**
-  **Level 3 : 3 to 5 Cases**
-  **Level 4 : 5 to 10 Cases**
-  **Level 5 : More than 10 Cases**
-  **Zone Boundaries**

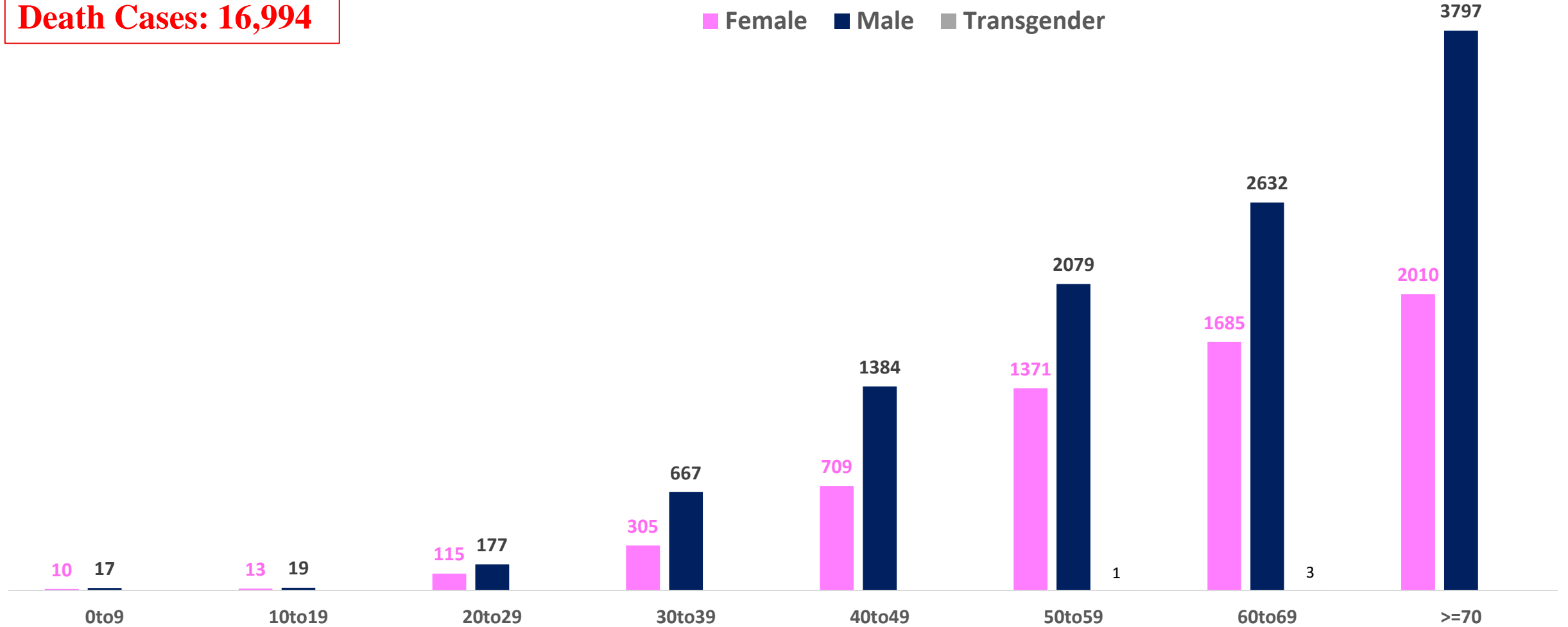




# AGE AND GENDER WISE DISTRIBUTION OF DEATH CASES



**Death Cases: 16,994**





# SNAPSHOT OF COVID-19 CASES IN BENGALURU URBAN



**Total Wards With  
< = 5 Cases\* :  
175**

**Tests Conducted  
on 20.03.2023:  
759**

**Recovery  
Rate\*:  
99.07%**

**Total  
Active Cases :  
427**

**Total Vaccinated  
on 20.03.2023:  
62**





**Positivity  
Rate\* :  
8.32%**

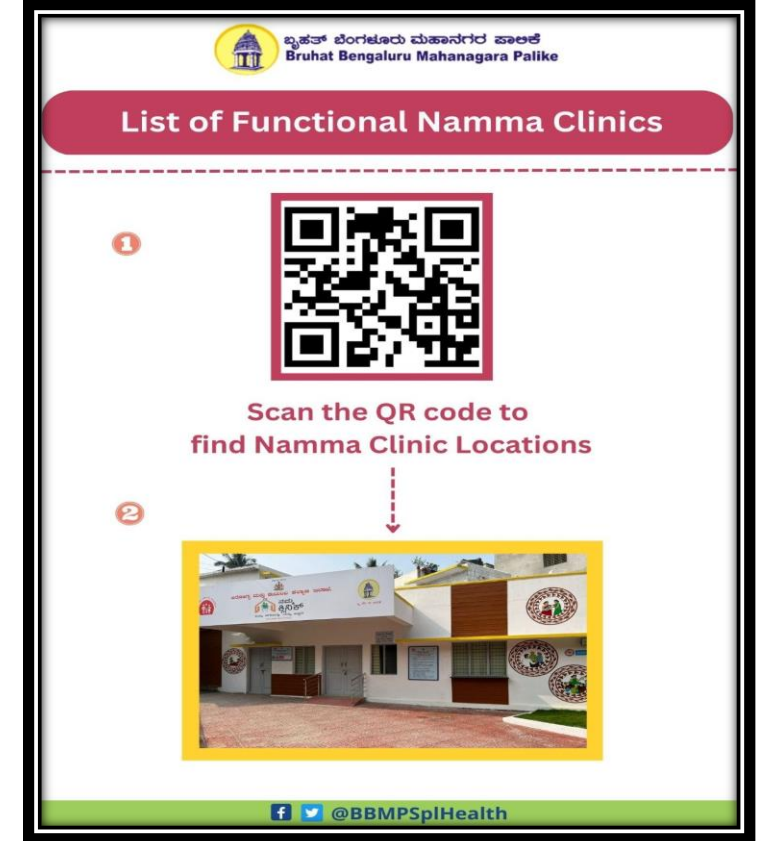
**Active  
Rate\*:  
0.02%**

**Case  
Fatality Rate\* :  
0.24%**

\*Total positive cases In the past 7 days


\*CFR and positivity is for Past 7 days

<b>Download BBMP Bulletin</b>	<a href="https://apps.bbmpgov.in/covid19/mediabulletin.php">https://apps.bbmpgov.in/covid19/mediabulletin.php</a>
<b>To register for vaccination :</b>	<a href="https://selfregistration.cowin.gov.in/">https://selfregistration.cowin.gov.in/</a>
<b>BBMP COVID19 Dashboard:</b>	<a href="https://apps.bbmpgov.in/covid19/">https://apps.bbmpgov.in/covid19/</a>
<b>Follow us on:</b>	 <a href="http://www.facebook.com/bbmp.comm1/">www.facebook.com/bbmp.comm1/</a>
	 <a href="https://twitter.com/BBMPCOMM">twitter.com/BBMPCOMM</a>
	  <a href="#">BBMPSplHealth</a>





ಬೃಹತ್ ಬೆಂಗಳೂರು ಮಹಾನಗರ ಪಾಲಿಕೆ  
Bruhat Bengaluru Mahanagara Palike

**List of Functional Namma Clinics**

1 

Scan the QR code to find Namma Clinic Locations

2 

  @BBMPSplHealth

Issued by:

Honorable Chief Commissioner, BBMP  
Special Commissioner Health, BBMP  
MD, Bengaluru Smart City Limited

**THANK YOU !**

